

# 2020-21 Texas Academic Performance Report (TAPR)

District Name: EAGLE MT-SAGINAW ISD

Campus Name: BRYSON EL

Campus Number: 220918104

2021 Accountability Rating: Not Rated: Declared State of Disaster

This page is intentionally blank.







- \* Indicates results are masked due to small numbers to protect student confidentiality.
- Indicates there are no students in the group.
- + Indicates that rates for reading and mathematics are based on the cumulative results from the first and second administrations of STAAR.























Texas Education Agency  
2020-21 College, Career, and Military Readiness (CCMR) (TAPR)  
BRYSON EL (220918104) - EAGLE MT-SAGINAW ISD - TARRANT COUNTY

There is no data for this campus.


Texas Education Agency  
2020-21 CCMR-Related Indicators (TAPR)  
BRYSON EL (220918104) - EAGLE MT-SAGINAW ISD - TARRANT COUNTY

There is no data for this campus.





Texas Education Agency  
2020-21 Other Postsecondary Indicators (TAPR)  
BRYSON EL (220918104) - EAGLE MT-SAGINAW ISD - TARRANT COUNTY

There is no data for this campus.



Texas Education Agency  
 2020-21 Student Information (TAPR)  
 BRYSON EL (220918104) - EAGLE MT-SAGINAW ISD -

Student Information	Membership				Percent		
	Campus		District	State	District	State	State
Homeless	5	0.9%	0.8%	1	0.9%	0.8%	1.1%
Immigrant	4	0.7%	0.7%	2	0.7%	0.7%	2.0%
Migrant	0	0.0%	0.0%	0	0.0%	0.0%	0.0%



Texas Education Agency  
 2020-21 Student Information (TAPR)  
 BRYSON EL (220918104) - EAGLE MT-SAGINAW ISD - TARRANT COUNTY

Student Information	--Non-Special Education Rates--			---Special Education Rates---		
	Campus	District	State	Campus	District	State
Retention Rates by Grade:						
Kindergarten	1.5%	1.3%	1.4%	5.6%	4.8%	4.8%
Grade 1	1.4%	0.7%	1.9%	0.0%	0.6%	3.2%
Grade 2	0.0%	0.5%	1.0%	0.0%	1.1%	1.4%
Grade 3	3.3%	0.2%	0.5%	0.0%	0.5%	0.6%
Grade 4	0.0%	0.2%	0.3%	0.0%	0.6%	0.4%
Grade 5	1.3%	0.2%	0.2%	0.0%	0.4%	0.3%
Grade 6	-	0.0%	0.2%	-	0.0%	0.3%
Grade 7	-	0.1%	0.3%	-	0.0%	0.3%
Grade 8	-	0.1%	0.2%	-	0.0%	0.4%
Grade 9	-	2.7%	4.7%	-	2.4%	7.8%

Class Size Averages by Grade and Subject  
 (Derived from teacher responsibility records):

Class Size Information	Campus	District	State
Elementary:			
Kindergarten	20.8	19.9	17.7
Grade 1	17.1	19.6	18.0
Grade 2	23.6	20.2	18.0
Grade 3	23.0	19.6	18.2
Grade 4	21.0	20.5	18.3
Grade 5	21.3	21.6	19.8
Grade 6	-	22.1	19.4
Secondary:			
English/Language Arts	-	20.4	15.7
Foreign Languages	-	21.1	17.8
Mathematics	-	22.6	16.9
Science	-	23.0	17.9
Social Studies	-	22.9	18.3

Texas Education Agency  
 2020-21 Staff Information (TAPR)  
 BRYSON EL (220918104) - EAGLE MT-SAGINAW ISD - TARRANT COUNTY

Staff Information	----- Campus -----			
	Count/Average	Percent	District	State
Total Staff	54.9	100.0%	100.0%	100.0%
Professional Staff:	46.9	85.4%	67.8%	64.3%
Teachers	38.4	69.9%	52.9%	49.6%
Professional Support	6.5	11.8%	11.3%	10.6%
Campus Administration (School Leadership)	2.0	3.6%	2.8%	3.0%
Educational Aides:	8.0	14.6%	9.7%	10.6%
Librarians and Counselors (Headcount):				
Full-time Librarians	1.0	n/a	23.0	4,290.0
Part-time Librarians	0.0	n/a	1.0	582.0
Full-time Counselors	1.0	n/a	62.0	3,211.0



